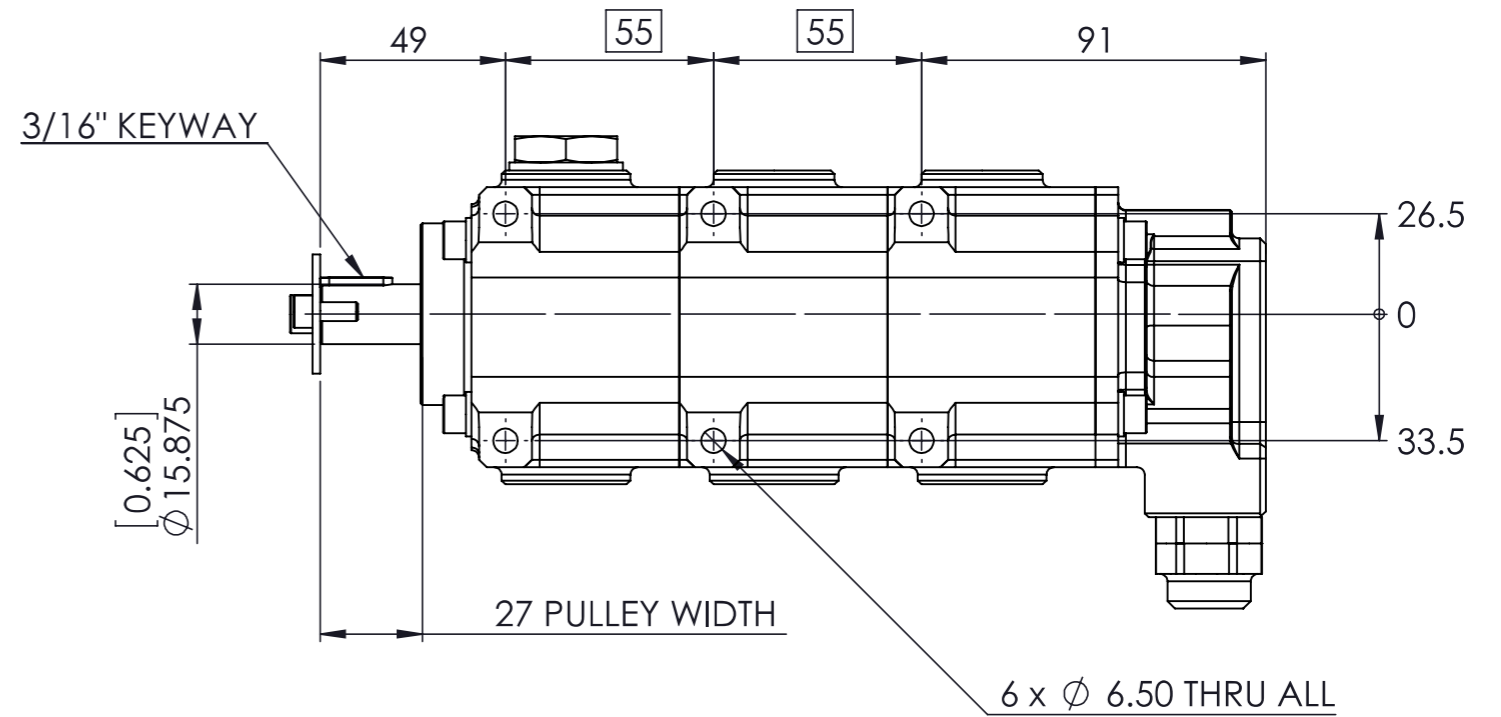
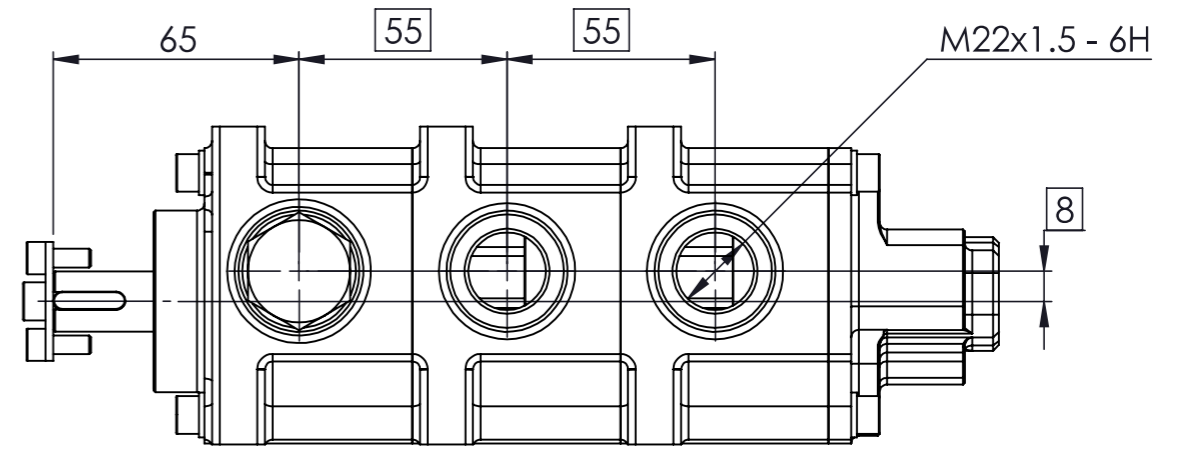
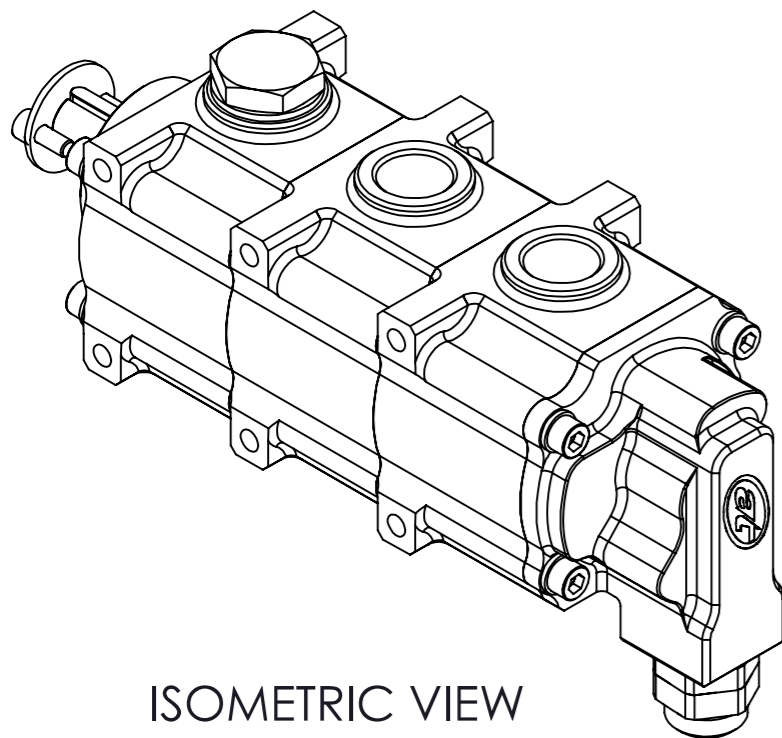
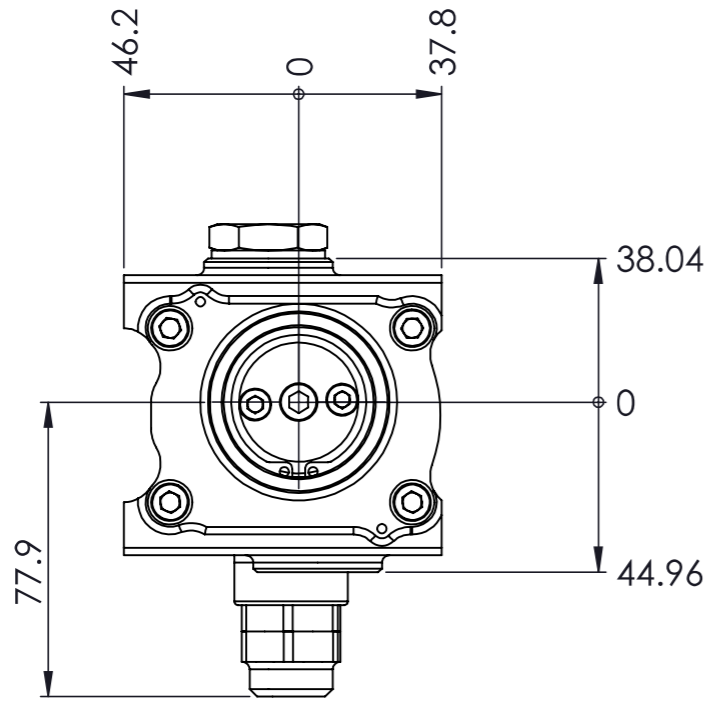


NOTES:

1. DISPLACEMENT PER REVERLUTION PER STAGE = 22.0 CC/REV
2. DISPLACEMENT AT 1000 RPM = 22.0 LT/MIN
3. PRV CRACKING PRESSURE:-  
 MINIMUM = 1.6 BAR (24 PSI)  
 MAXIMUM = 8.7 BAR (126PSI)
4. FOR EACH FULL TURN OF THE ADJUSTER THE CRACKING PRESSURE WILL INCREASE/DECREASE BY 0.41 BAR (6.0 PSI)



<p>COPYRIGHT © 2024                  S-CAN 3D LTD                  Unit 10b, Bunn's Bank Ind Est, Attleborough                  Norfolk, UK, NR17 1QD</p>	<p>THIRD ANGLE PROJECTION</p>	MATERIAL	SEE COMPONENT PART
		FINISH	SEE COMPONENT PART
<p>UNLESS OTHERWISE STATED:                  DIMENSIONS IN MILLIMETRES                  TOLERANCES: LINEAR ± 0.1 ANGULAR ± 0.5°                  SURFACE FINISH √ = √                  DRAWING STANDARDS TO ATQS 6003                  DATE FORMAT: DD/MM/YY</p>	SCALE	WEIGHT	DRAWING TITLE
	1:2	3.3 kg	
<p>THIS DESIGN IS THE PROPERTY OF                  S-CAN 3D LTD AND MUST NOT BE                  PRODUCED OR REPLICATED                  WITHOUT AUTHORITY</p>	DRAWN-	S.HOW	DRAWING NUMBER
	DATE-	21/04/20	
<p>CAD PLOT                  DO NOT                  SCALE</p>	CHECKED -	M.DAVIS	SHEET 2 OF 2 A3
	APPROVED -	A.CLIFTON	