

RIGHT SIDE

LEFT SIDE

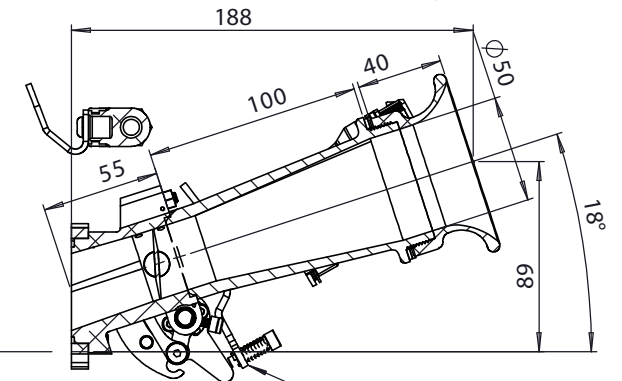
CENTRAL CABLE PULL WITH IDLE ADJUSTMENT

FUEL RAIL TO UTALIZE INJECTOR POCKETS IN THE CYLINDER HEAD.  
AN-6 MALE FITTINGS AT BOTH ENDS

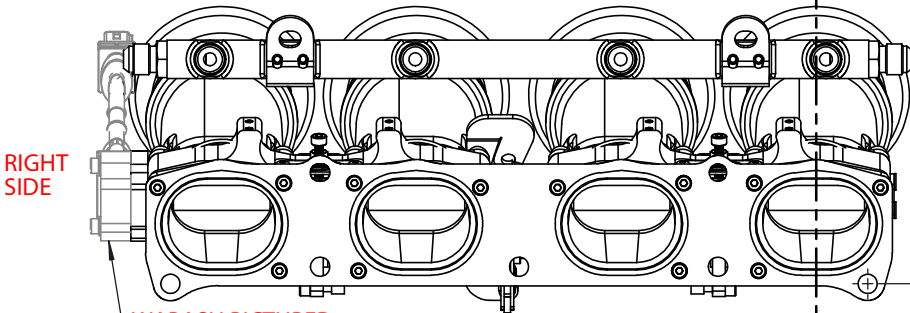
MEGAFLOW AIR FILTER SOLD SEPARATLY  
JC50/S65  
PART No. 102-108-00039

RIGHT SIDE

LEFT SIDE



CENTRAL IDLE CONTROL



RIGHT SIDE

LEFT SIDE

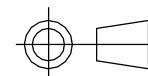
WABASH PICTURED  
TPS OPTIONS AVAILABLE  
CAN BE FITED ON LEFT OR RIGHT SIDE

SECTION A-A

1/8" BSP VACUUM TAKE OFF AVAILABLE  
DRILL 4MM HOLES THROUGH IF REQUIRED



S-CAN 3D Ltd  
Bunns Bank Ind Est  
Attleborough NR17 1QD



THIRD ANGLE PROJECTION

SCALE 1:2.5 WEIGHT 2695.176g

DRAWN- S.HOW

DATE- 12/09/25

CHECKED - S.HOW

APPROVED - S.HOW

MATERIAL

SEE COMPONENT PARTS

FINISH

SEE COMPONENT PARTS

DRAWING TITLE

ASSY- FORD - DURATEC - 2.0L &  
2.3L - 42MM - NON-INJECTED -  
PRE-CONFIGURED

DRAWING NUMBER

102-102-00604

UNLESS OTHERWISE STATED:  
DIMENSIONS IN MILLIMETRES  
TOLERANCES: LINEAR ±0.1 ANGULAR ±0.5°  
SURFACE FINISH √ = √  
DRAWING STANDARDS TO ATQS 6003  
DATE FORMAT: DD/MM/YY

THIS DESIGN IS THE PROPERTY OF  
S-CAN 3D LTD AND MUST NOT BE  
REPRODUCED OR COMMUNICATED  
WITHOUT AUTHORITY

CAD PLOT  
DO NOT  
SCALE