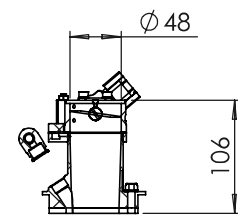
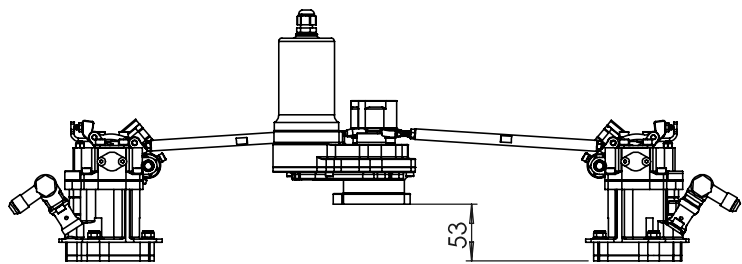
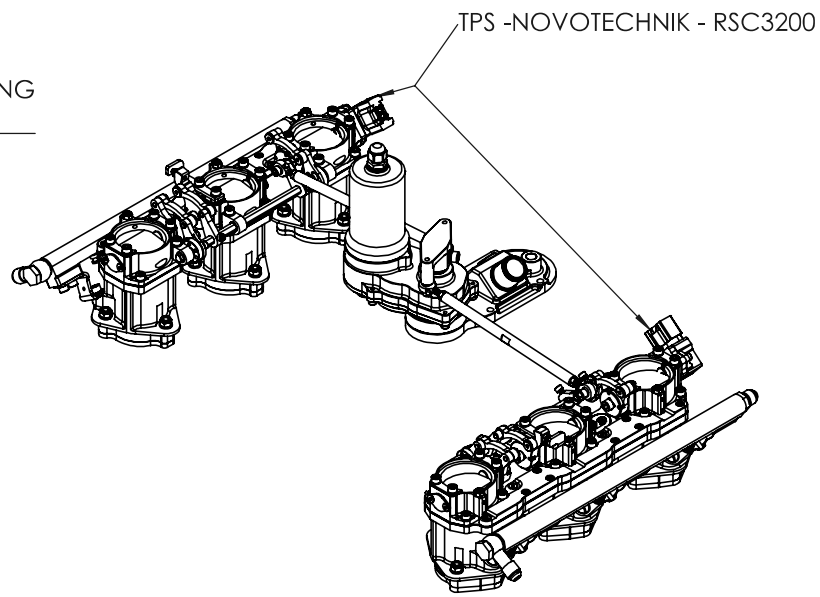


14.5  
FROM SIDE OF THROTTLE HOUSING  
TO SIDE OF LEVER ARM



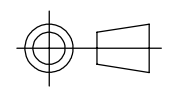
SECTION A-A

**atpower**

S-CAN 3D Ltd  
Bunns Bank Ind Est  
Atleborough NR17 1QD

UNLESS OTHERWISE STATED:  
DIMENSIONS IN MILLIMETRES  
TOLERANCES: LINEAR ± 0.1 ANGULAR ± 0.5°  
SURFACE FINISH ✓ = ✓  
DRAWING STANDARDS TO ATQS 6003  
DATE FORMAT: DD/MM/YY

THIS DESIGN IS THE PROPERTY OF  
S-CAN 3D LTD AND MUST NOT BE  
REPRODUCED OR COMMUNICATED  
WITHOUT AUTHORITY



SCALE	WEIGHT
1:5	6398.530 kg
DRAWN-	S.HOW
DATE -	18/05/21
CHECKED -	S.HOW
APPROVED -	A.CLIFTON

MATERIAL	SEE COMPONENT PARTS
FINISH	SEE COMPONENT PARTS
DRAWING TITLE	PORSCHE 964-993 - 1989-98 - 44 DIA PORT TO 48 - DBW
DRAWING NUMBER	102-102-00287